

LWW Health Library the teaching and learning tool to help meet the needs of lecturers and students

Lecturers

Welcome to the LWW Health Library!

Your institution has subscribed to the **LWW Health Library**, providing you with free access to a collection of Lippincott's most respected resources in a searchable, easy-to-use platform. It provides all of the WK carefully reviewed content that you know and trust in an easily accessible and searchable user interface for both instructors and students.

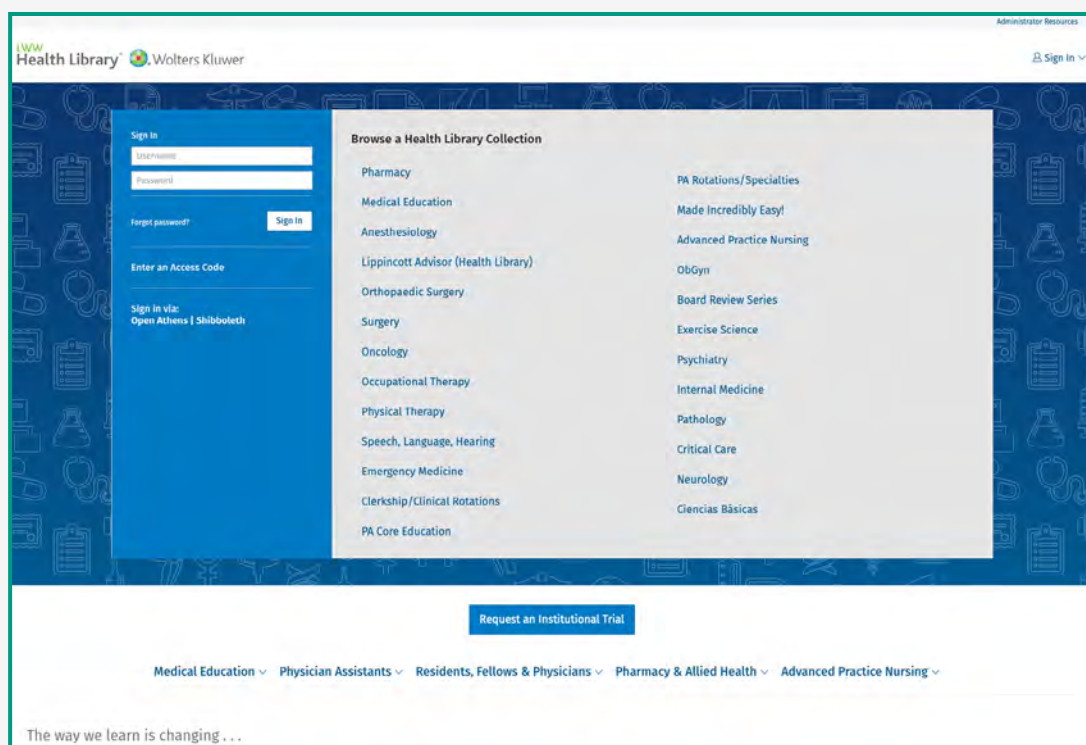
Lecturers, each LWW Health Library Collection offers a variety of content and tools to assist all learner types - you can incorporate it into your curriculum and learning portals by sharing book chapters, images, videos and provide learning through case studies and clinical case-building, with no limits on usage! Your students can use it for their course work and exam preparation as well as keep engaged with self assessments.

Take a look at all the ways to integrate the LWW Health Library resources for Faculty and Students, increase engagement and support and prepare your students to succeed in their courses!

Register for a free personal account and start using your new resource!

Accessing Health Library

You can access LWW Health Library [here](#).



When you log in the LWW Health Library will appear.

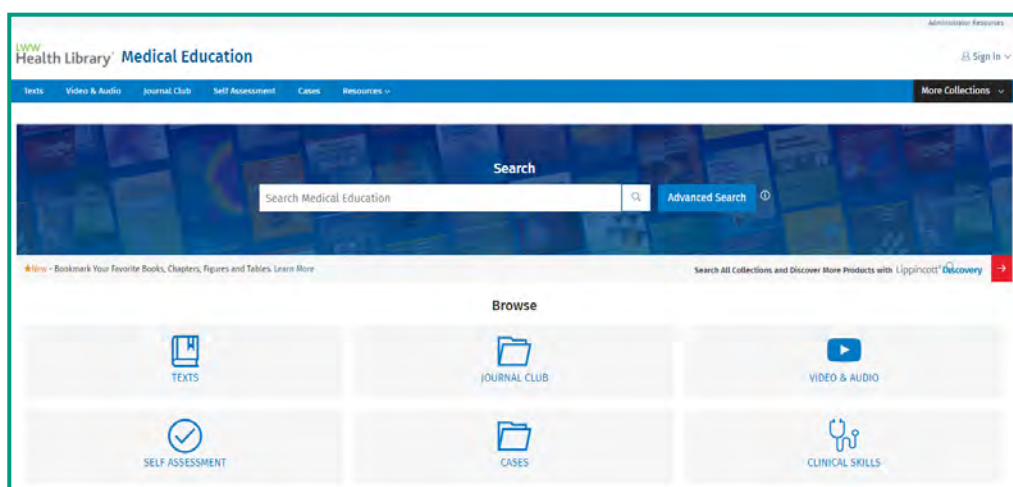
You can search or browse the Collections that your institution has subscribed and the various texts and media that are included:

- Access the **Collections** that your institution has subscribed
- Multimedia features, such as videos, quizzes and real-world case studies
- High-quality images for PowerPoint presentations
- Share/print book chapters
- Enhanced Search functionality – semantic targeting and filtering by subject

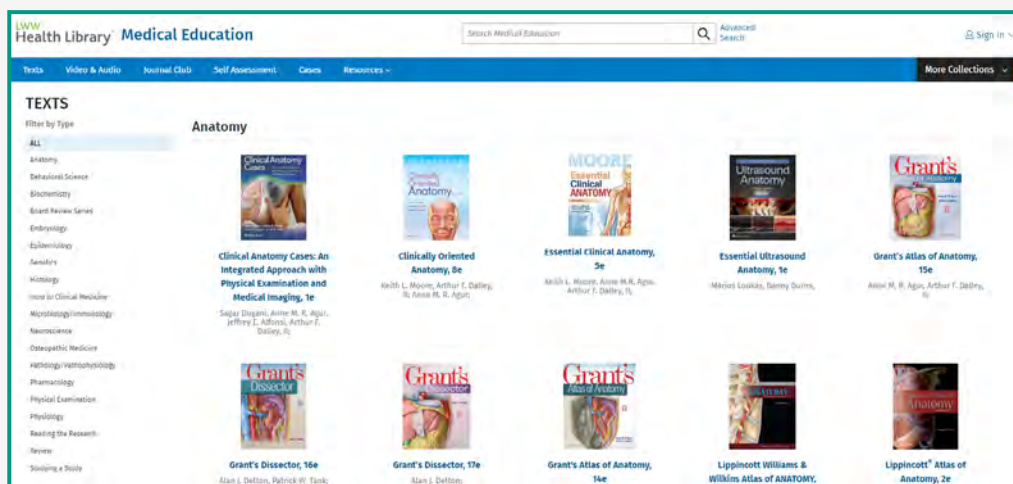
Browse a Health Library Collection

Pharmacy	PA Core Education
Medical Education	PA Rotations/Specialties
Anesthesiology	Made Incredibly Easy!
Lippincott Advisor (Health Library)	Advanced Practice Nursing
Orthopaedic Surgery	ObGyn
Surgery	Board Review Series
Oncology	Exercise Science
Occupational Therapy	Psychiatry
Physical Therapy	Internal Medicine
Speech, Language, Hearing	Pathology
Emergency Medicine	Critical Care
Clerkship/Clinical Rotations	Neurology

When you look at your library, you will see a list of resources available to you.



When you click on the “Texts” icon, you will see the ebooks in your library.



A **NEW** feature offers you the chance to Bookmark your favourite books, chapters, figures and tables!

LWW

Health Library® Medical Education

Texts

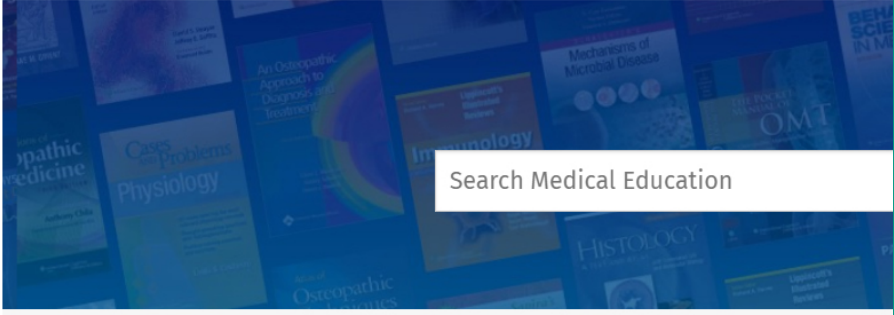
Video & Audio

Journal Club

Self Assessment

Cases

Resources ▾



Search Medical Education

★New

Bookmark Your Favorite Books, Chapters, Figures and Tables. [Learn More](#)

LWW

Health Library® Medical Education

Search Medical Education

Advanced Search

Anna Koumariannou ▾

Texts

Video & Audio


Journal Club

Self Assessment

Cases

Resources ▾

More Collections ▾



★New - Bookmark Your Favorite Books, Chapters, Figures and Tables.

Users of LWW Health Library can now easily save and bookmark valuable chapters, images and more from your textbooks and other content sets in your personal My Health Library account.

- Register for a free My Health Library personal account to customize your experience! [Register here.](#)
- Save content for later reading, study or assignments, including chapters, figures and tables.
- Access your bookmarked content on any device!

LWW

Health Library® Medical Education

Search this book

Search Medical Education

Advanced Search

Texts

Video & Audio

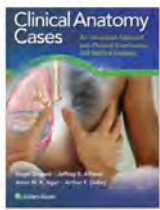
Journal Club

Self Assessment

Cases

Resources ▾

Texts ▾



Clinical Anatomy Cases

An Integrated Approach with Physical Examination and Medical Imaging, 1e

Sagar Dugani, Anne M. R. Agur, Jeffrey E. Alfonsi, Arthur F. Dalley, II

Table of Contents

Images (210)

Copyright

Dedication

Contributors

Reviewers

Preface

Acknowledgments

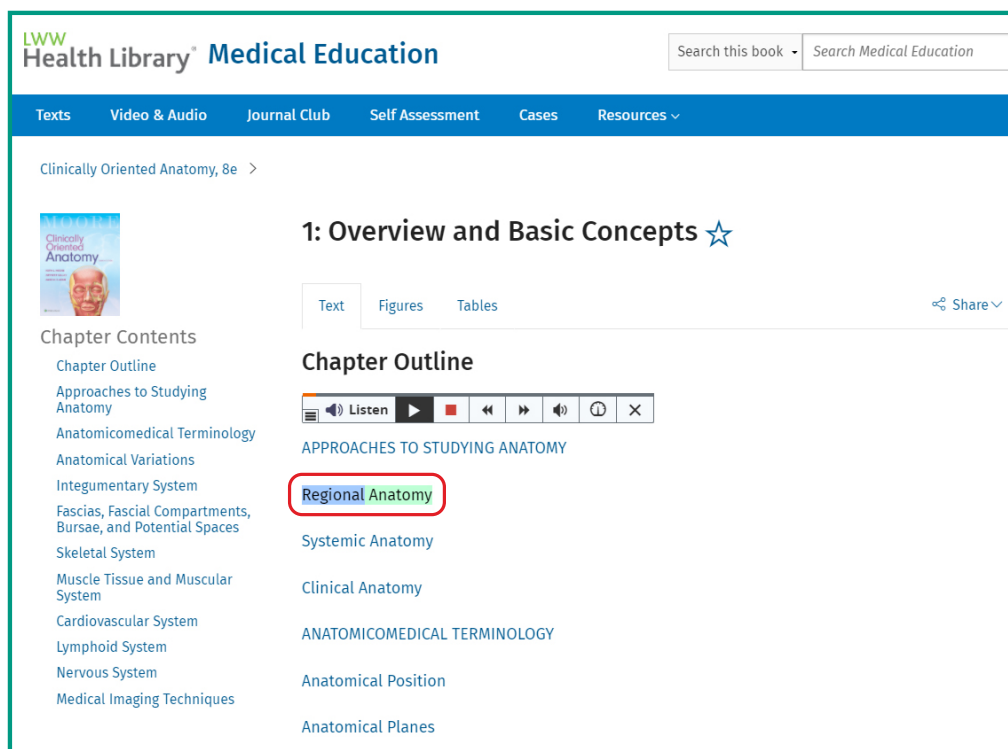
Figure Credits

- ☆ Chapter 1: Integrated Approach to Clinical Encounters p1-26
- ☆ Chapter 2: Thorax p27-78
- ☆ Chapter 3: Abdomen p79-138
- ☆ Chapter 4: Pelvis p139-174
- ☆ Chapter 5: Back p175-204
- ☆ Chapter 6: Upper and Lower Extremities p205-264
- ☆ Chapter 7: Head and Neck p265-326

☆ Add To Your Favorites

Buy Now in Print

The **NEW** 'Text to Speech' tool can highlight and read aloud each sentence providing a multisensory experience that combines seeing with hearing.



LWW Health Library® Medical Education

Search this book | Search Medical Education

Texts | Video & Audio | Journal Club | Self Assessment | Cases | Resources ▾

Clinically Oriented Anatomy, 8e >

1: Overview and Basic Concepts ☆

Text | Figures | Tables | Share ▾

Chapter Outline

Listen [Audio Player]

APPROACHES TO STUDYING ANATOMY

Regional Anatomy

Systemic Anatomy

Clinical Anatomy

ANATOMICOMEDICAL TERMINOLOGY

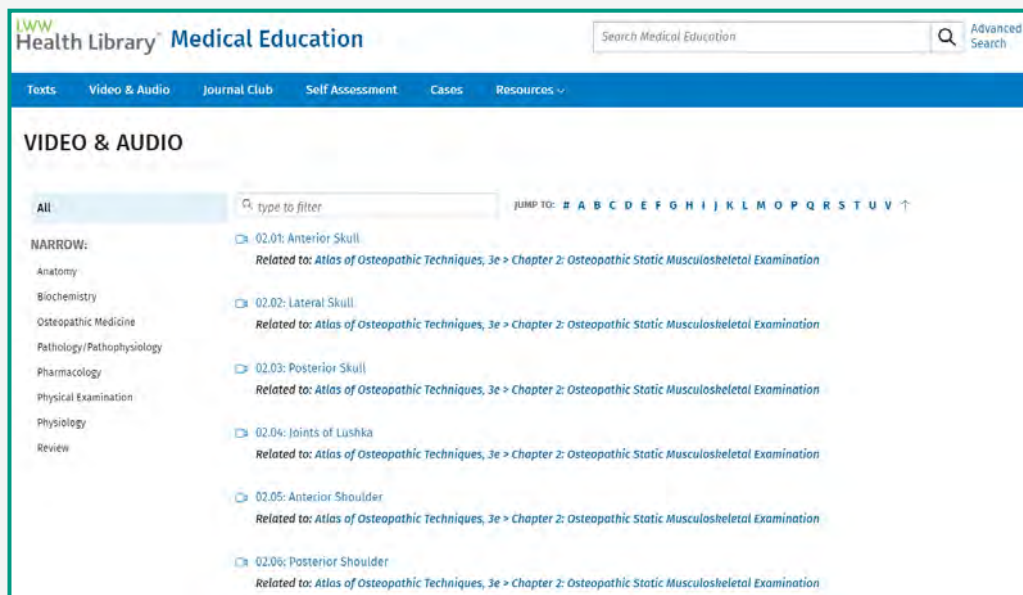
Anatomical Position

Anatomical Planes

Chapter Contents

- Chapter Outline
- Approaches to Studying Anatomy
- Anatomicomedical Terminology
- Anatomical Variations
- Integumentary System
- Fascias, Fascial Compartments, Bursae, and Potential Spaces
- Skeletal System
- Muscle Tissue and Muscular System
- Cardiovascular System
- Lymphoid System
- Nervous System
- Medical Imaging Techniques

"Video & Audio" will provide a variety of videos to help with learning.



LWW Health Library® Medical Education

Search Medical Education | Advanced Search

Texts | Video & Audio | Journal Club | Self Assessment | Cases | Resources ▾

VIDEO & AUDIO

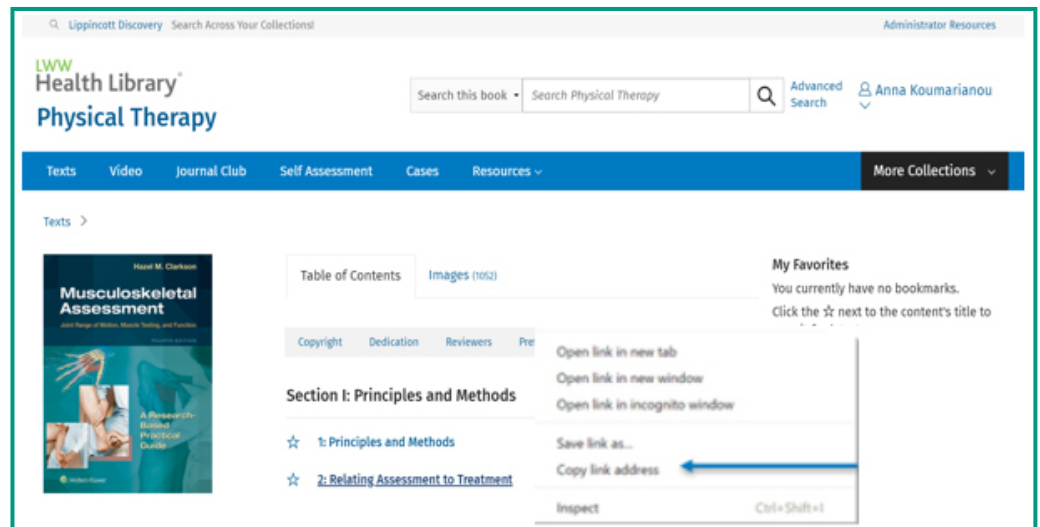
All | type to filter | JUMP TO: # A B C D E F G H I J K L M O P Q R S T U V ↑

NARROW:

- Anatomy
- Biochemistry
- Osteopathic Medicine
- Pathology/Pathophysiology
- Pharmacology
- Physical Examination
- Physiology
- Review

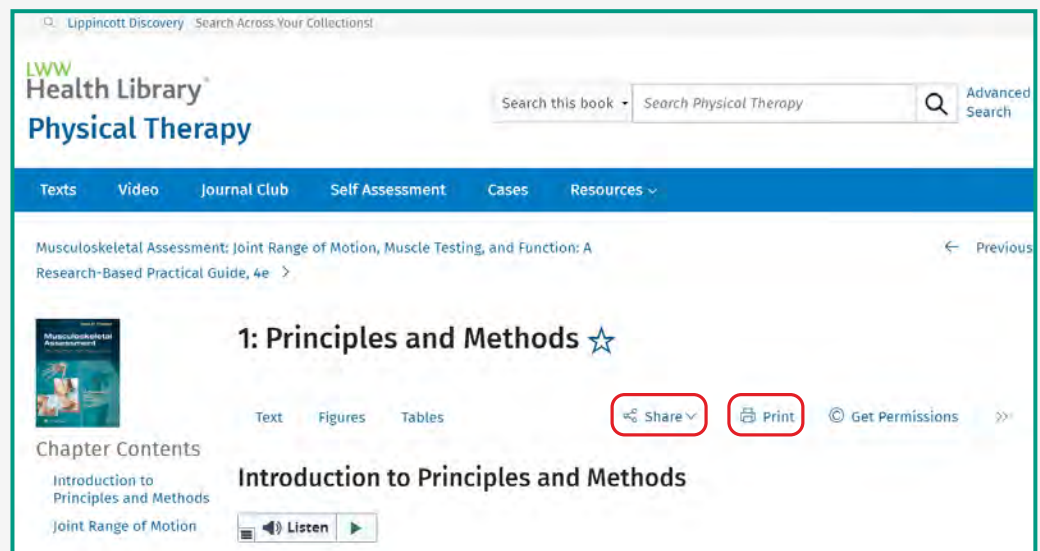
- 02.01: Anterior Skull
Related to: Atlas of Osteopathic Techniques, 3e > Chapter 2: Osteopathic Static Musculoskeletal Examination
- 02.02: Lateral Skull
Related to: Atlas of Osteopathic Techniques, 3e > Chapter 2: Osteopathic Static Musculoskeletal Examination
- 02.03: Posterior Skull
Related to: Atlas of Osteopathic Techniques, 3e > Chapter 2: Osteopathic Static Musculoskeletal Examination
- 02.04: Joints of Lushka
Related to: Atlas of Osteopathic Techniques, 3e > Chapter 2: Osteopathic Static Musculoskeletal Examination
- 02.05: Anterior Shoulder
Related to: Atlas of Osteopathic Techniques, 3e > Chapter 2: Osteopathic Static Musculoskeletal Examination
- 02.06: Posterior Shoulder
Related to: Atlas of Osteopathic Techniques, 3e > Chapter 2: Osteopathic Static Musculoskeletal Examination

User-friendly search within and across titles.



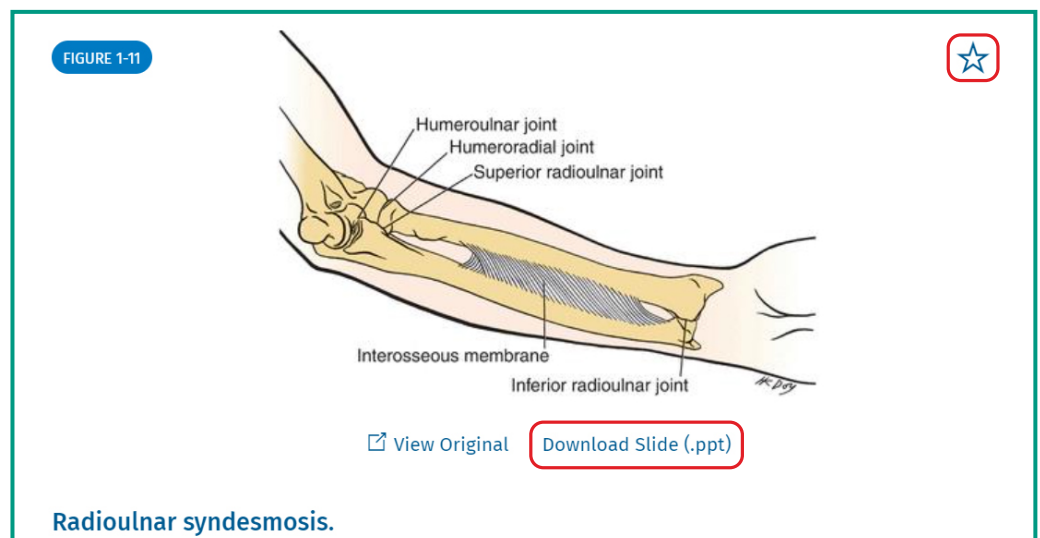
The screenshot shows the Lippincott Health Library interface for Physical Therapy. A search bar at the top contains 'Search Physical Therapy'. Below the search bar, a navigation menu includes 'Texts', 'Video', 'Journal Club', 'Self Assessment', 'Cases', and 'Resources'. The main content area displays the book cover for 'Musculoskeletal Assessment' by Hazel M. Clark. To the right of the cover, there is a 'Table of Contents' section with a dropdown menu open, showing options like 'Open link in new tab', 'Open link in new window', 'Open link in incognito window', 'Save link as...', 'Copy link address', and 'Inspect'. The 'Copy link address' option is highlighted with a blue arrow. A 'My Favorites' section on the right indicates that the user currently has no bookmarks.

Share/print book chapters



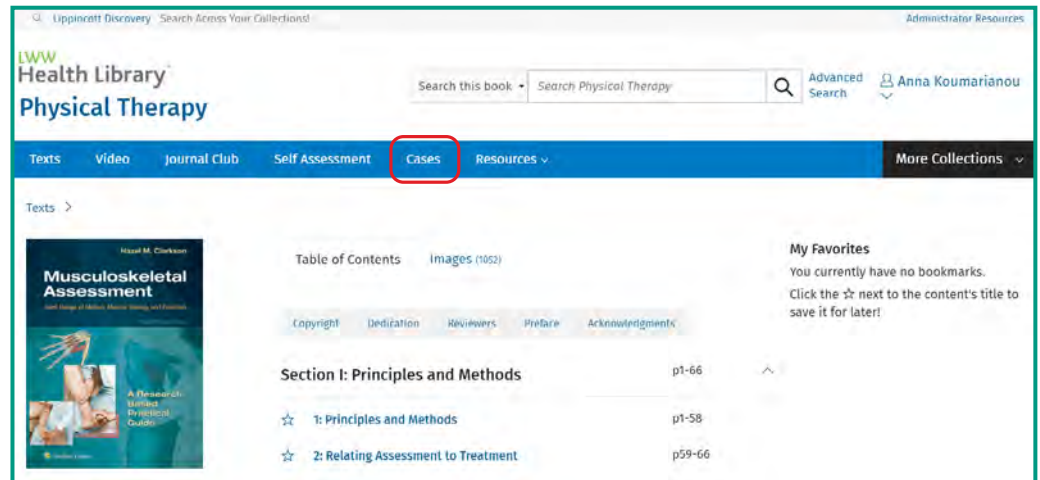
The screenshot shows the chapter page for '1: Principles and Methods' in the 'Musculoskeletal Assessment: Joint Range of Motion, Muscle Testing, and Function: A Research-Based Practical Guide, 4e'. The page features a navigation bar with 'Texts', 'Video', 'Journal Club', 'Self Assessment', 'Cases', and 'Resources'. Below the navigation bar, the chapter title '1: Principles and Methods' is displayed with a star icon. To the right of the title, there are buttons for 'Share', 'Print', and 'Get Permissions'. Below the title, there is a 'Chapter Contents' section with links to 'Introduction to Principles and Methods' and 'Joint Range of Motion'. A 'Listen' button is also visible. The page is designed to facilitate easy access to chapter content and sharing options.

Download and bookmark high quality images with copyright information to import into Powerpoint.

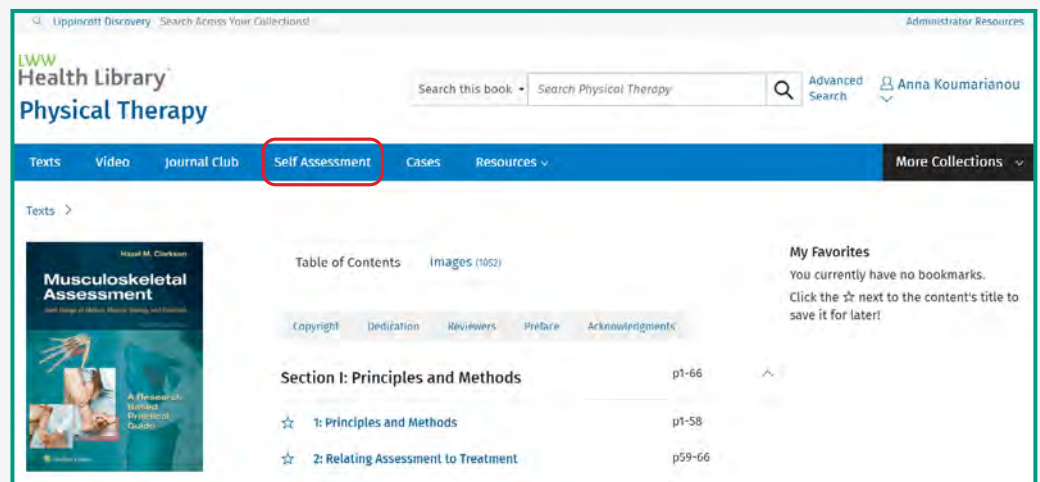


The screenshot displays a detailed anatomical diagram of the radioulnar syndesmosis, labeled as 'FIGURE 1-11'. The diagram shows the bones of the forearm and wrist, with labels for the 'Humeroulnar joint', 'Humeroradial joint', 'Superior radioulnar joint', 'Interosseous membrane', and 'Inferior radioulnar joint'. A star icon in the top right corner indicates that the image can be bookmarked. Below the diagram, there are two buttons: 'View Original' and 'Download Slide (.ppt)', which are highlighted with red boxes. The text 'Radioulnar syndesmosis.' is written at the bottom of the slide.

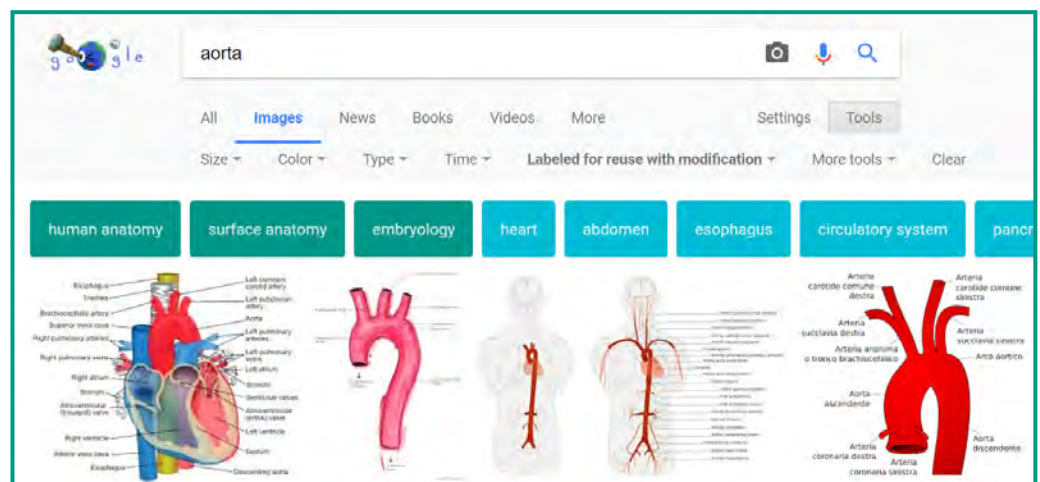
Access different cases to discuss where applicable.



Assess your knowledge on different subjects.



Source images.

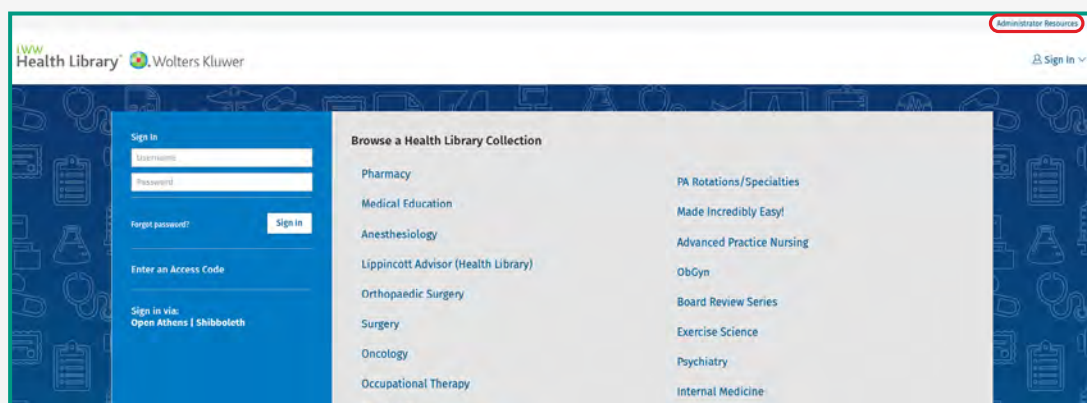


With LWW Health Library you will have access to some of the most renowned titles, Clinically Oriented Anatomy, Exercise Physiology, Willard & Spackman's Occupational Therapy, Histology: A Text and Atlas and many more...

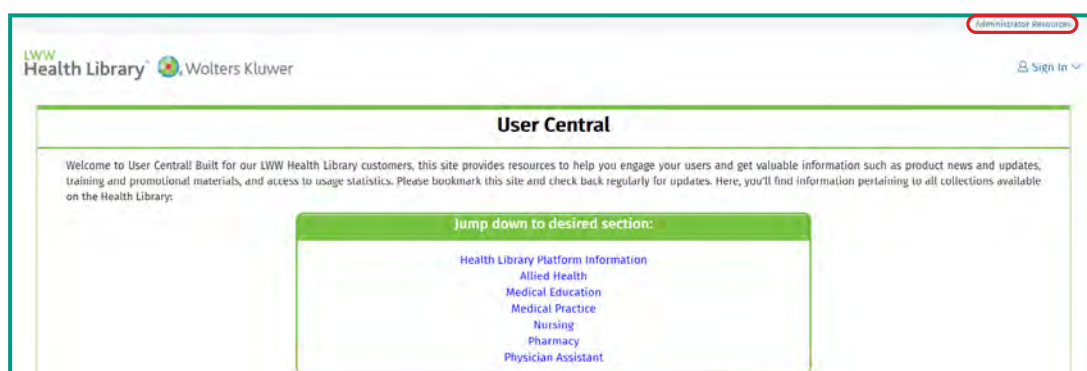
New editions of titles will be added to the collection in which they belong at the time of publication.

Administrator Resources – User Central

Administrator Resources offer valuable information on products news and updates, training and promotional material and usage statistics. The page includes a useful FAQ section, a comprehensive user guide, alphabetical title list and more.



The Administrator Resources link is constantly present on your screen, regardless of which page you are on.



Learn more about this valuable resource on the following video
[Health Library Faculty onboarding](#)



In addition to the many resources available on Health Library many of the texts within each Collection also include Instructor resources. With every subscription to the LWW Health Library, we provide your Institution with access to these resources via **thePoint**, so that you have everything you need to further support remote learning.

And to further assist remote learning...



Lippincott Discovery is a central portal homepage that consolidates all your library resources and services into one place so you can easily see what is available and become more aware of everything your library has to offer.

Provided your institution is subscribed to these resources, you can search throughout:

LWW Health Library Collections | **Bates' Visual Guide to Physical Examination** | **Acland's Video Atlas of Human Anatomy** without using different access modes.

Contact your LWW **Representative** to find out more